

HCAOA COVID Update Survey

Friday, April 24, 2020

464

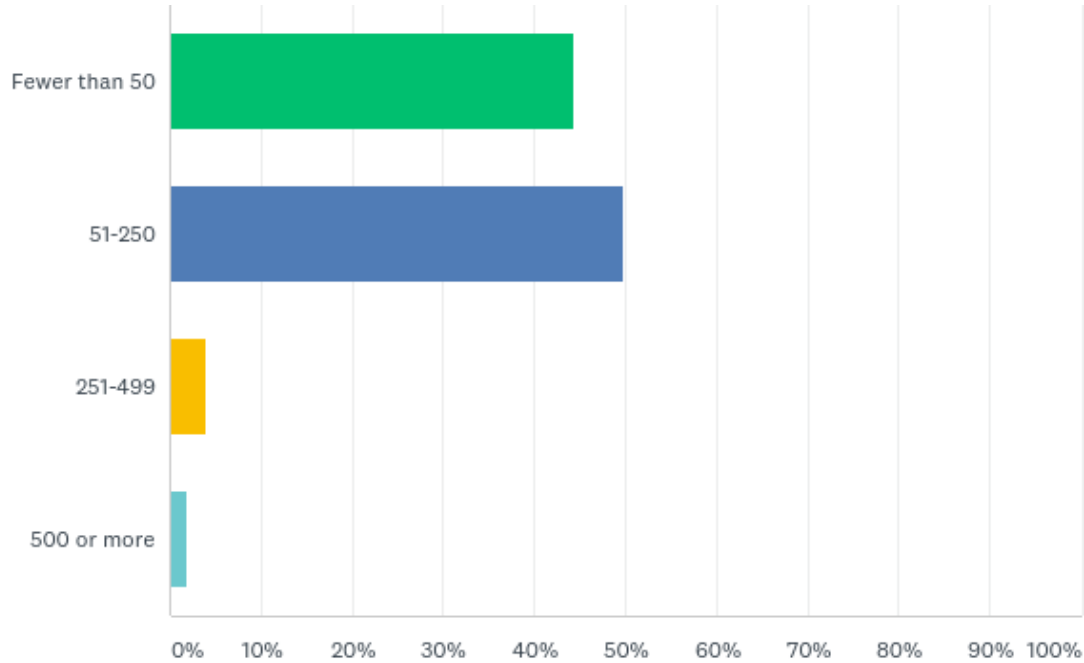
Total Responses

Date Created: Tuesday, April 14, 2020

Complete Responses: 464

Q1: What is your average number of active clients each week?

Answered: 461 Skipped: 3



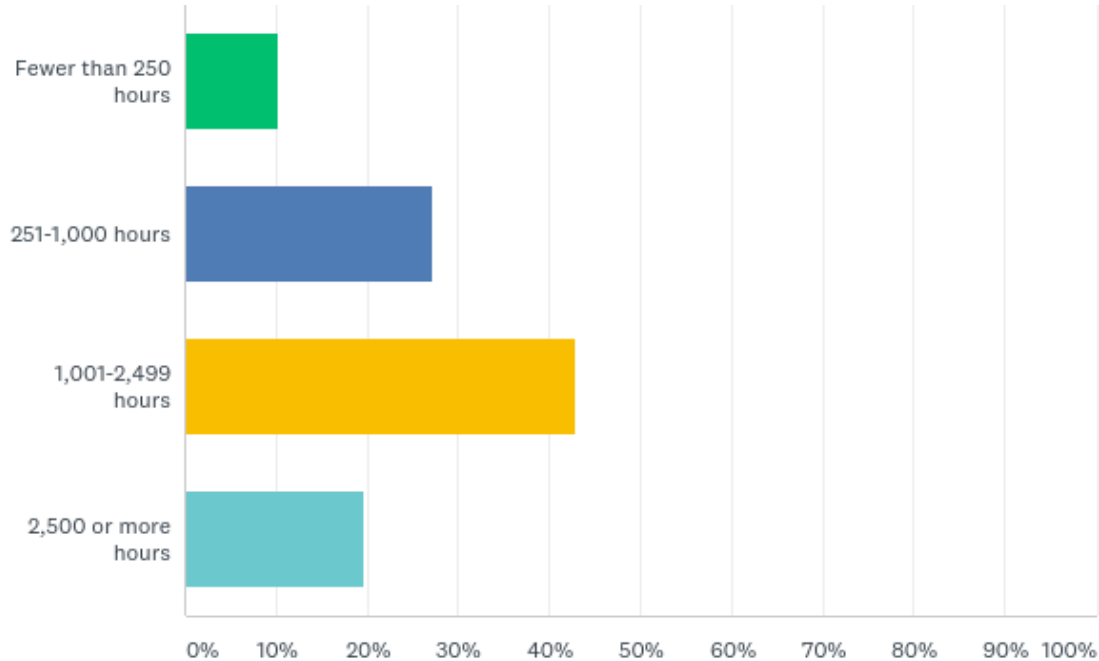
Q1: What is your average number of active clients each week?

Answered: 461 Skipped: 3

ANSWER CHOICES	RESPONSES	
Fewer than 50	44.25%	204
51-250	49.89%	230
251-499	3.90%	18
500 or more	1.95%	9
TOTAL		461

Q2: What is your average billable hours each week?

Answered: 463 Skipped: 1



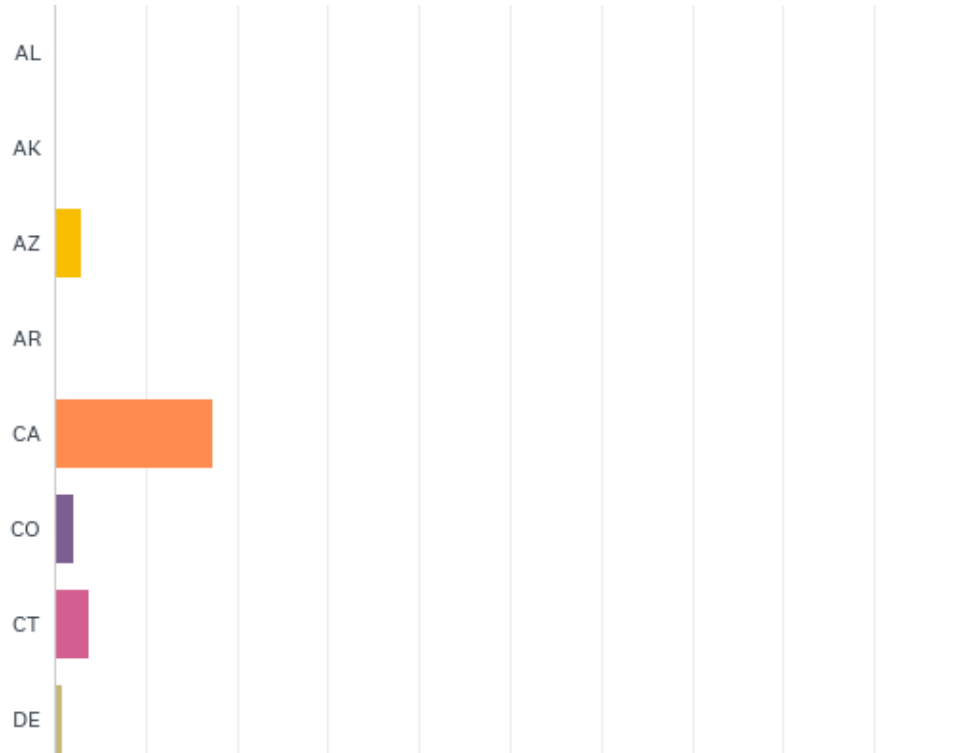
Q2: What is your average billable hours each week?

Answered: 463 Skipped: 1

ANSWER CHOICES	RESPONSES	
Fewer than 250 hours	10.15%	47
251-1,000 hours	27.21%	126
1,001-2,499 hours	42.98%	199
2,500 or more hours	19.65%	91
TOTAL		463

Q3: Where is your primary/corporate office located?

Answered: 457 Skipped: 7



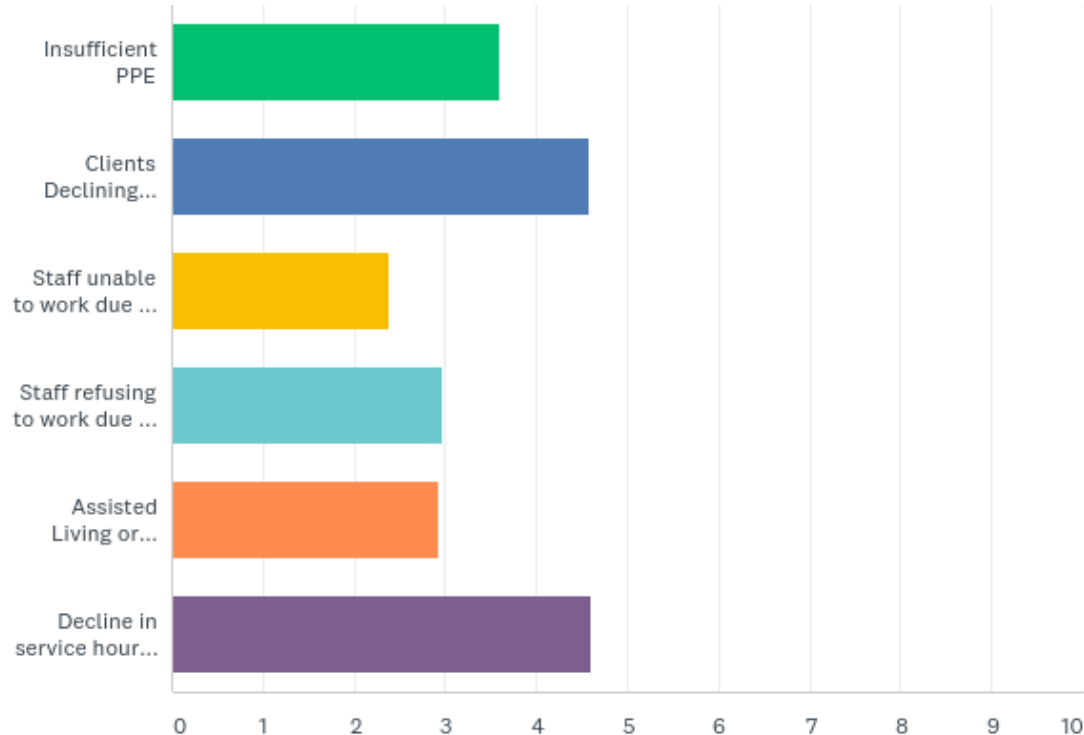
Q3: Where is your primary/corporate office located?

Answered: 457 Skipped: 7

ANSWER CHOICES	RESPONSES	
AL	0.22%	1
AK	0.00%	0
AZ	2.84%	13
AR	0.22%	1
CA	17.29%	79
CO	2.19%	10
CT	3.72%	17
DE	0.88%	4
DC	0.00%	0
FL	4.81%	22
GA	3.28%	15
HI	0.00%	0

Q4: Please place in order of importance what your organization is experiencing today with (1) being the most prevalent and (6) having the least impact.

Answered: 461 Skipped: 3



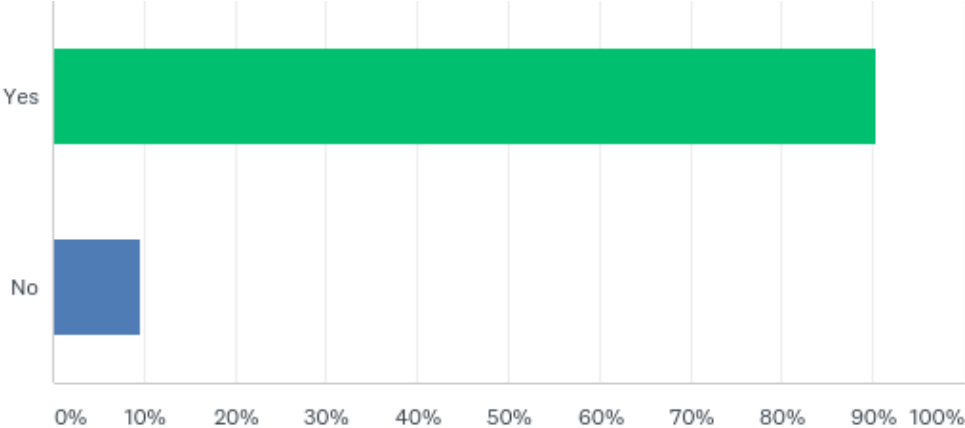
Q4: Please place in order of importance what your organization is experiencing today with (1) being the most prevalent and (6) having the least impact.

Answered: 461 Skipped: 3

	1	2	3	4	5	6	TOTAL	SCORE
Insufficient PPE	20.85% 93	12.56% 56	18.39% 82	15.70% 70	18.61% 83	13.90% 62	446	3.60
Clients Declining Services	23.49% 105	36.02% 161	22.60% 101	12.30% 55	4.47% 20	1.12% 5	447	4.58
Staff unable to work due to lack of child care	1.82% 8	5.92% 26	11.39% 50	20.96% 92	28.93% 127	30.98% 136	439	2.38
Staff refusing to work due to threat of getting COVID-19	7.85% 35	9.42% 42	15.47% 69	24.44% 109	26.01% 116	16.82% 75	446	2.98
Assisted Living or nursing facilities not permitting workers in to care for clients	7.24% 32	12.67% 56	17.19% 76	19.91% 88	14.93% 66	28.05% 124	442	2.93
Decline in service hours and clients	40.00% 182	23.74% 108	15.38% 70	6.37% 29	6.37% 29	8.13% 37	455	4.60

Q5: Have you applied for the Paycheck Protection Program?

Answered: 463 Skipped: 1



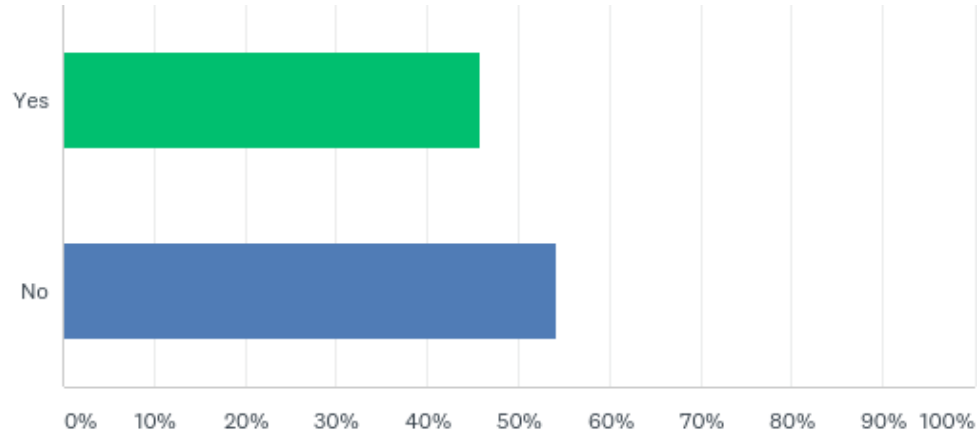
Q5: Have you applied for the Paycheck Protection Program?

Answered: 463 Skipped: 1

ANSWER CHOICES	RESPONSES	
Yes	90.28%	418
No	9.72%	45
TOTAL		463

Q6: If you have applied, have you been approved?

Answered: 440 Skipped: 24



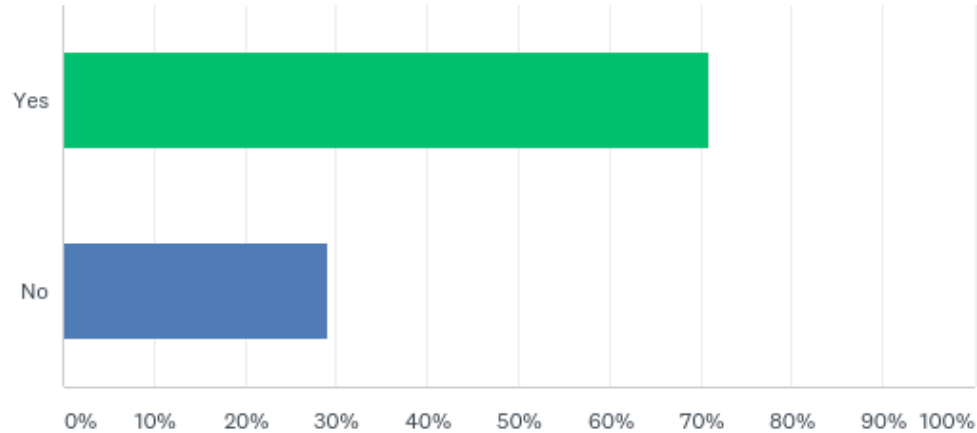
Q6: If you have applied, have you been approved?

Answered: 440 Skipped: 24

ANSWER CHOICES	RESPONSES	
Yes	45.91%	202
No	54.09%	238
TOTAL		440

Q7: Do you plan to offer paid sick leave?

Answered: 462 Skipped: 2



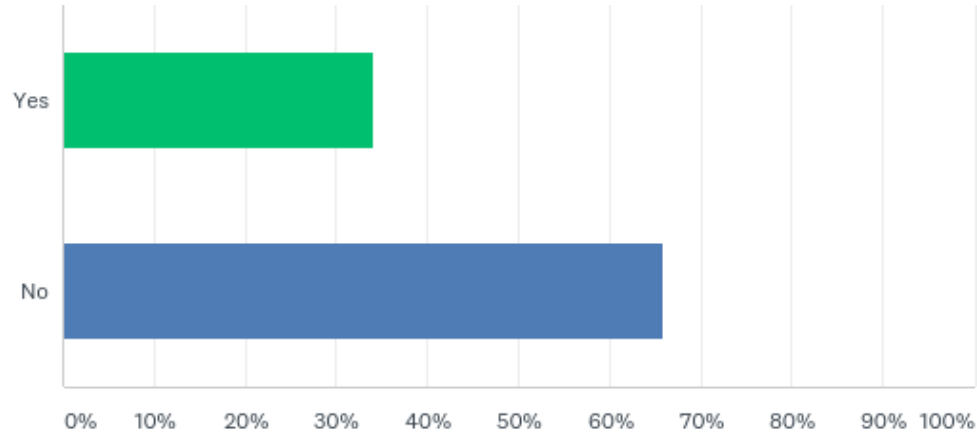
Q7: Do you plan to offer paid sick leave?

Answered: 462 Skipped: 2

ANSWER CHOICES	RESPONSES	
Yes	71.00%	328
No	29.00%	134
TOTAL		462

Q8: Have any of your workers asked for paid sick leave?

Answered: 462 Skipped: 2



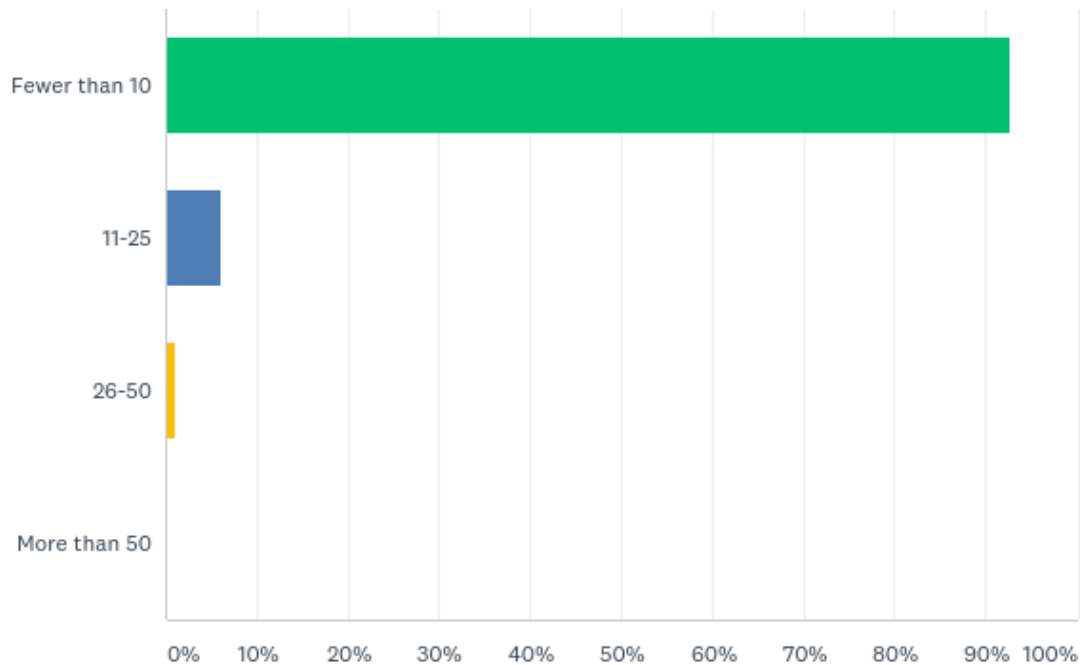
Q8: Have any of your workers asked for paid sick leave?

Answered: 462 Skipped: 2

ANSWER CHOICES	RESPONSES	
Yes	34.20%	158
No	65.80%	304
TOTAL		462

Q9: If yes, how many?

Answered: 276 Skipped: 188



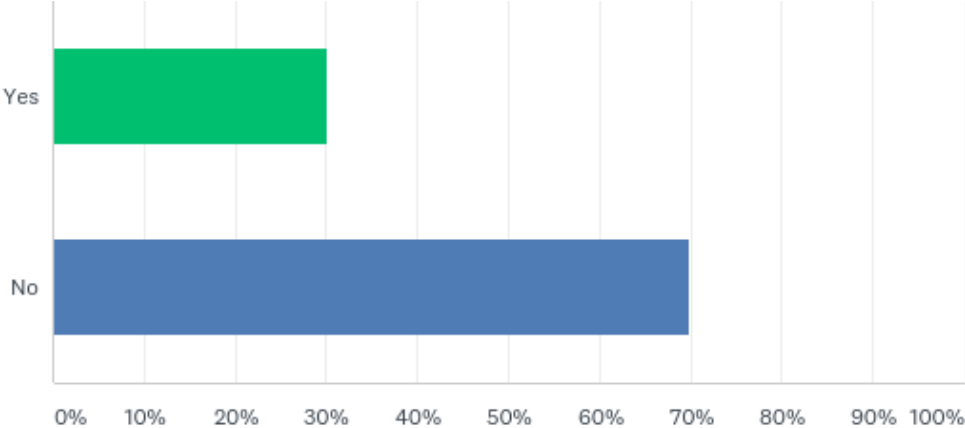
Q9: If yes, how many?

Answered: 276 Skipped: 188

ANSWER CHOICES	RESPONSES	
Fewer than 10	92.75%	256
11-25	6.16%	17
26-50	1.09%	3
More than 50	0.00%	0
TOTAL		276

Q10: Do you plan to offer extended paid Family Medical Leave?

Answered: 454 Skipped: 10



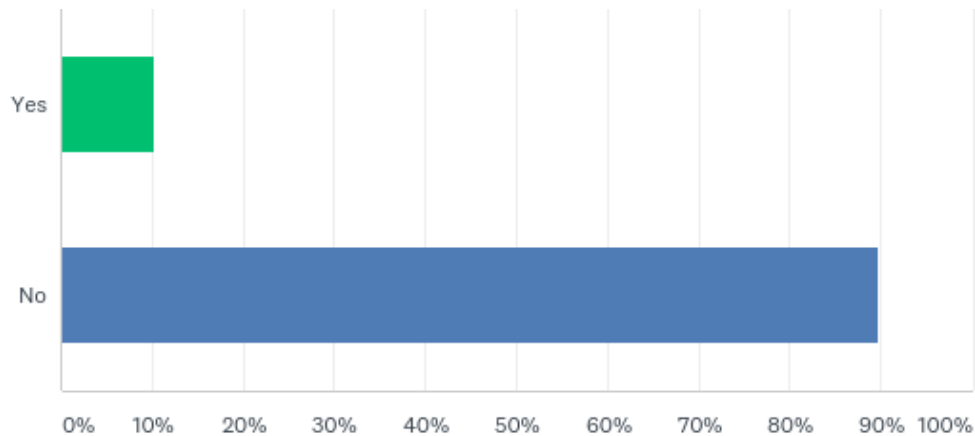
Q10: Do you plan to offer extended paid Family Medical Leave?

Answered: 454 Skipped: 10

ANSWER CHOICES	RESPONSES	
Yes	30.18%	137
No	69.82%	317
TOTAL		454

Q11: Have any of your employees asked for extended paid Family Medical Leave?

Answered: 456 Skipped: 8



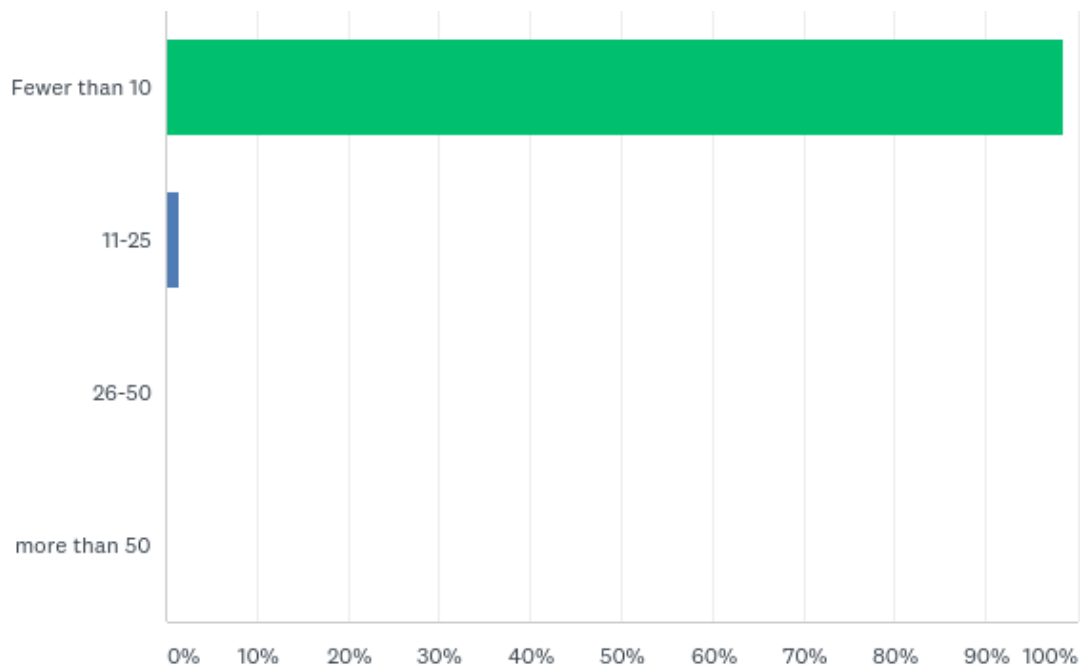
Q11: Have any of your employees asked for extended paid Family Medical Leave?

Answered: 456 Skipped: 8

ANSWER CHOICES	RESPONSES	
Yes	10.31%	47
No	89.69%	409
TOTAL		456

Q12: If yes, how many?

Answered: 201 Skipped: 263



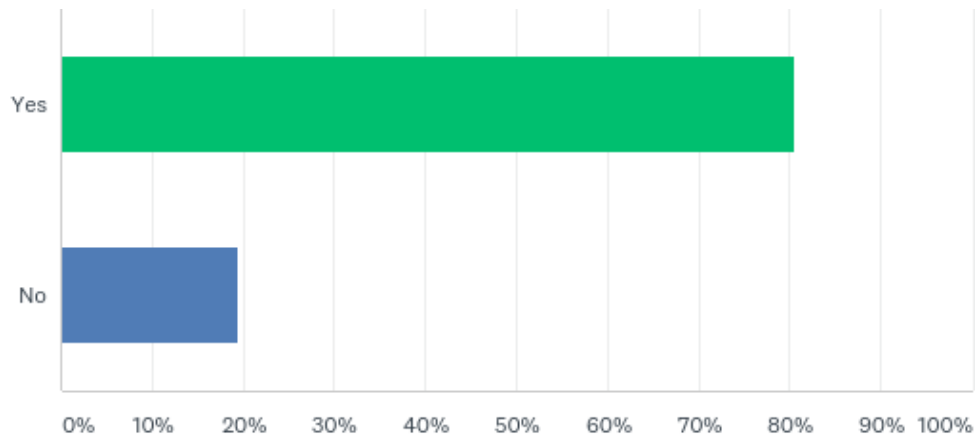
Q12: If yes, how many?

Answered: 201 Skipped: 263

ANSWER CHOICES	RESPONSES	
Fewer than 10	98.51%	198
11-25	1.49%	3
26-50	0.00%	0
more than 50	0.00%	0
TOTAL		201

Q13: Are you aware of the new advanced tax credits to help offset the costs of paying for sick and family medical leave?

Answered: 458 Skipped: 6



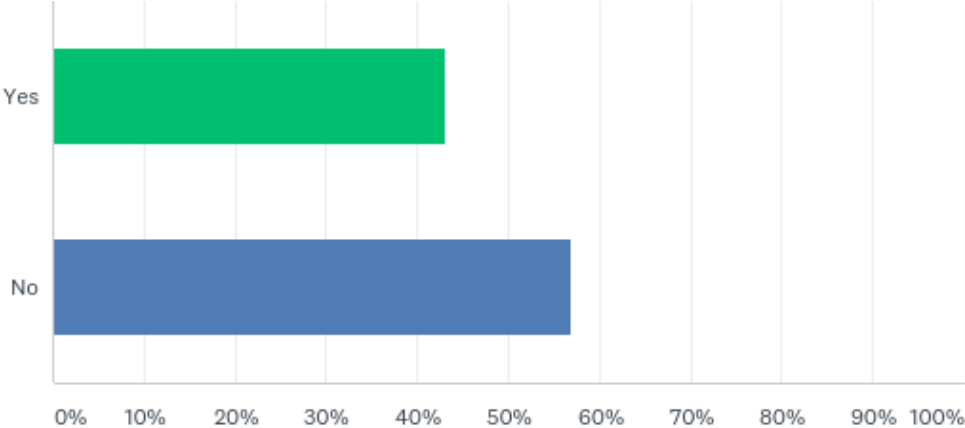
Q13: Are you aware of the new advanced tax credits to help offset the costs of paying for sick and family medical leave?

Answered: 458 Skipped: 6

ANSWER CHOICES	RESPONSES	
Yes	80.57%	369
No	19.43%	89
TOTAL		458

Q14: Have you had any employees report COVID-19 exposure?

Answered: 463 Skipped: 1



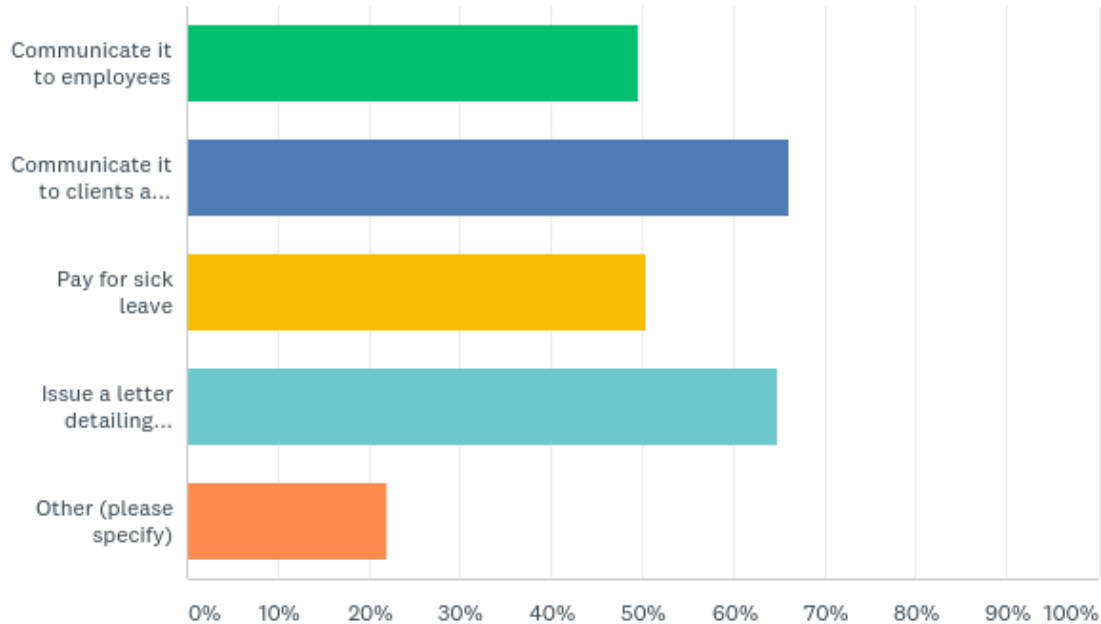
Q14: Have you had any employees report COVID-19 exposure?

Answered: 463 Skipped: 1

ANSWER CHOICES	RESPONSES	
Yes	43.20%	200
No	56.80%	263
TOTAL		463

Q15: If so, what protocol do you follow when this occurs?

Answered: 345 Skipped: 119



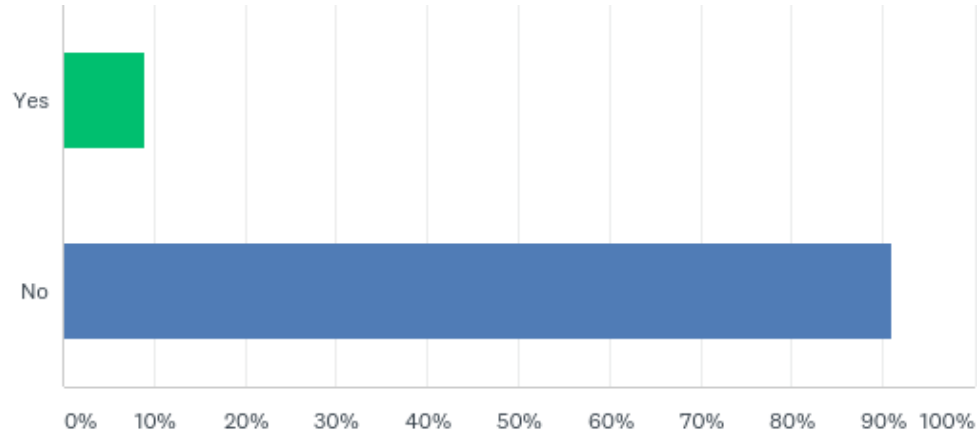
Q15: If so, what protocol do you follow when this occurs?

Answered: 345 Skipped: 119

ANSWER CHOICES	RESPONSES
Communicate it to employees	49.57% 171
Communicate it to clients and families	66.09% 228
Pay for sick leave	50.43% 174
Issue a letter detailing quarantine and other actions that must occur before returning to work	64.93% 224
Other (please specify)	22.03% 76
Total Respondents: 345	

Q16: Have you cared for anyone with COVID-19 diagnosis?

Answered: 460 Skipped: 4



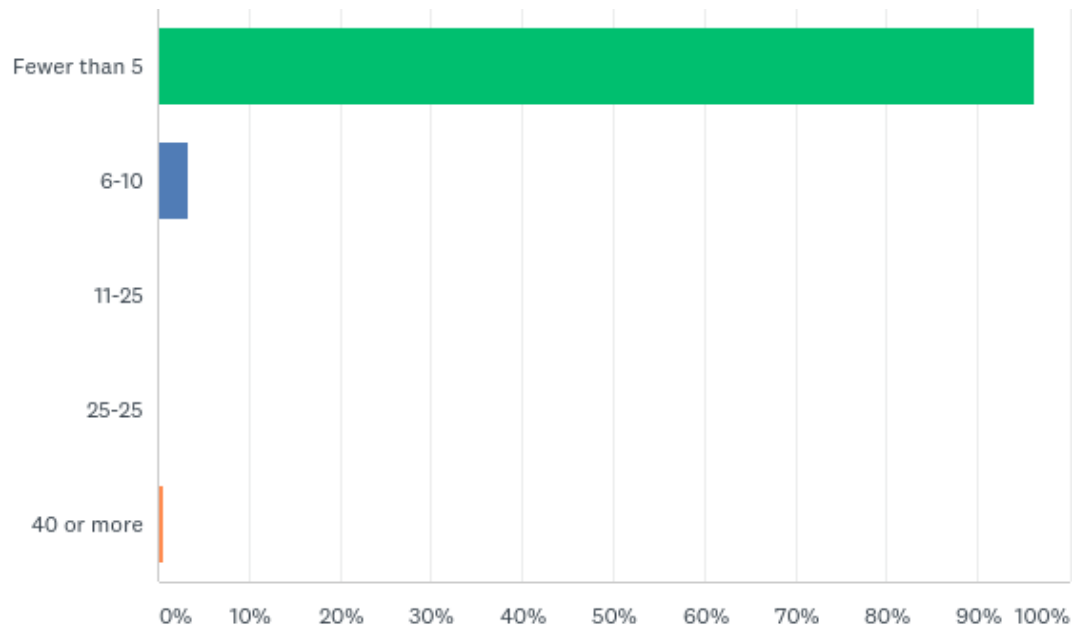
Q16: Have you cared for anyone with COVID-19 diagnosis?

Answered: 460 Skipped: 4

ANSWER CHOICES	RESPONSES	
Yes	8.91%	41
No	91.09%	419
TOTAL		460

Q17: If yes, how many?

Answered: 185 Skipped: 279



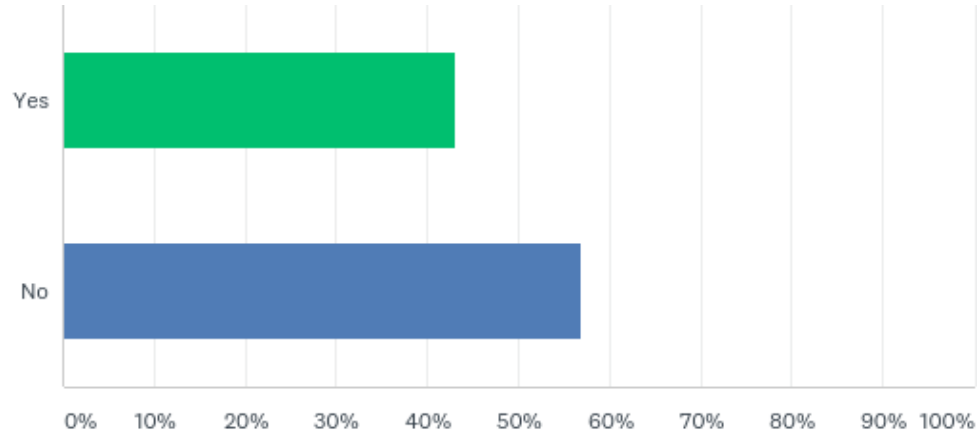
Q17: If yes, how many?

Answered: 185 Skipped: 279

ANSWER CHOICES	RESPONSES	
Fewer than 5	96.22%	178
6-10	3.24%	6
11-25	0.00%	0
25-25	0.00%	0
40 or more	0.54%	1
TOTAL		185

Q18: Would you be willing to take care of someone with COVID-19?

Answered: 458 Skipped: 6



Q18: Would you be willing to take care of someone with COVID-19?

Answered: 458 Skipped: 6

ANSWER CHOICES	RESPONSES	
Yes	43.01%	197
No	56.99%	261
TOTAL		458

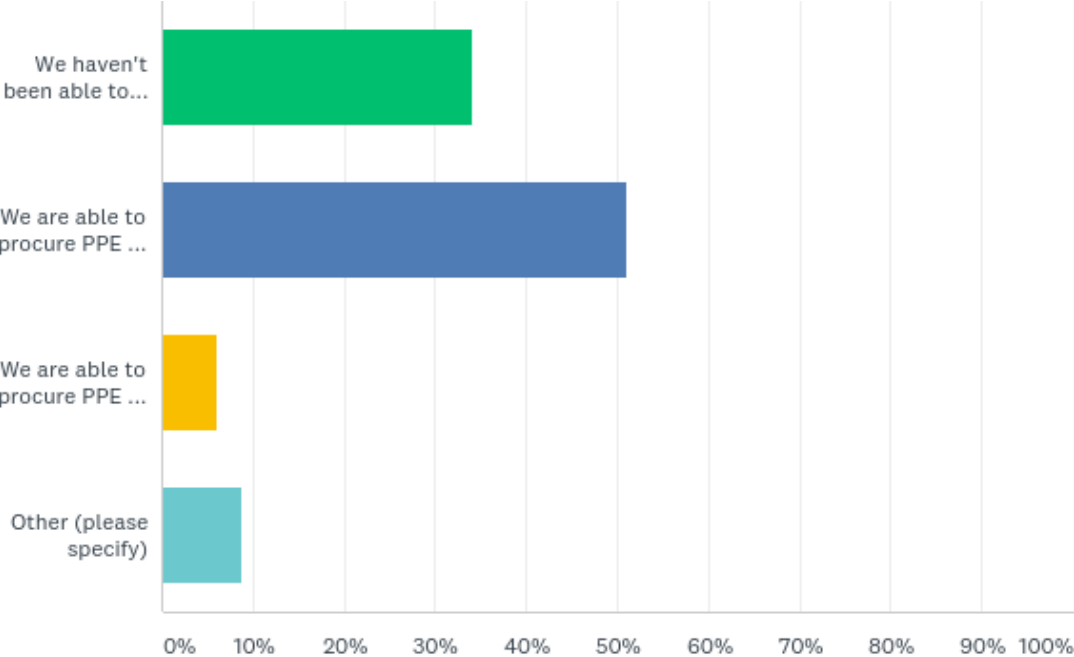
Q19: If no, why not?

Answered: 299 Skipped: 165

▼ caregivers		17.06%	51
▼ PPE		12.71%	38
▼ risk		11.04%	33
▼ staff		10.03%	30
▼ lack		7.69%	23
▼ training		7.36%	22
▼ clients		7.02%	21
▼ proper PPE		6.69%	20
▼ employees		6.35%	19
▼ care		5.69%	17

Q20: Please check the response that best reflects your organization's experience with PPE (Personal Protective Equipment).

Answered: 460 Skipped: 4



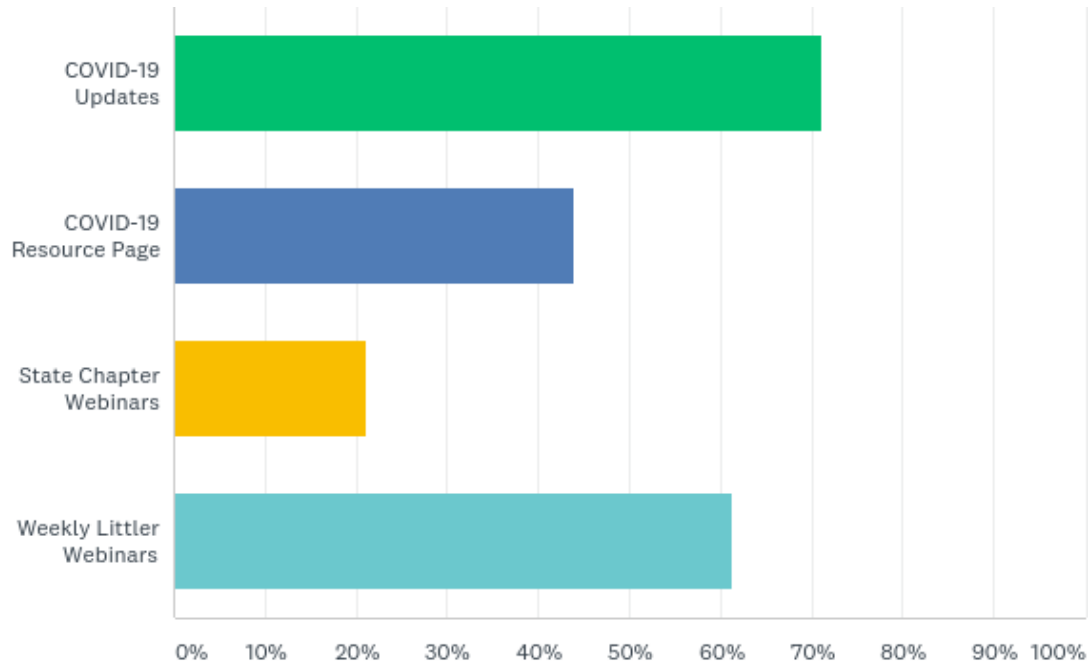
Q20: Please check the response that best reflects your organization's experience with PPE (Personal Protective Equipment).

Answered: 460 Skipped: 4

ANSWER CHOICES	RESPONSES
We haven't been able to procure PPE for 100% of our caregivers and clients.	34.13% 157
We are able to procure PPE for 100% of our caregivers and clients, and are absorbing the cost.	51.09% 235
We are able to procure PPE for 100% of our caregivers and clients, and are passing along the cost to clients.	6.09% 28
Other (please specify)	8.70% 40
TOTAL	460

Q21: What resources provided by HCAOA have been most useful to you during the pandemic?

Answered: 454 Skipped: 10



Q21: What resources provided by HCAOA have been most useful to you during the pandemic?

Answered: 454 Skipped: 10

ANSWER CHOICES	RESPONSES	
COVID-19 Updates	71.15%	323
COVID-19 Resource Page	43.83%	199
State Chapter Webinars	21.15%	96
Weekly Littler Webinars	61.23%	278
Total Respondents: 454		